

Town of Cobourg Tax Office staff would be pleased to answer any questions you may have about your tax bill. For assistance please call us at **905-372-8944**.


★ Please remember that the Municipal Property Assessment Corporation (MPAC) establishes the assessed values of properties. Questions you may have involving assessed values of your property should be directed to the MPAC at **1-866-296-6722**.

★ You should also keep in mind that Tax Regulations are set by the Ontario Government. If you have any questions about tax policies our local **M.P.P. Lou Rinaldi** can be reached at **905-372-4000**.

★ For enquiries about the County portion of the tax bills or County Tax policies please phone the County of **Northumberland** at **905-372-3329**.

Town of Cobourg 2018 Tax Rates

Class		Town	County	Education	Total
Residential	RT	0.0083905	0.0047734	0.0017000	0.0148639
Multi-Res	MT	0.0166781	0.0095468	0.0017000	0.0279249
Commercial-Occ	CT	0.0127133	0.0072327	0.0134000	0.0333460
Commercial-Vac	CU	0.0088993	0.0050629	0.0093800	0.0233422
Commercial-Occ New	XT	0.0127133	0.0072327	0.0109000	0.0308460
Commercial-Vac New	XU	0.0088993	0.0050629	0.0076300	0.0215922
Industrial-Occ	IT	0.0208085	0.0118380	0.0134000	0.0460465
Industrial-Vac	IU	0.0135255 *	0.0076947	0.0087100	0.0299302
Farmlands	FT	0.0020976	0.0011934	0.0004250	0.0037160
Pipeline	PT	0.0100527	0.0057190	0.0116486	0.0274203
Managed Forest	TT	0.0020976	0.0011934	0.0004250	0.0037160



TOWN OF COBOURG

2018

TAX INFORMATION



For residential taxpayers in Cobourg, this year's tax rate of .0083905 represents a very slight decrease from the 2017 tax rate.

The impact of this decrease coupled with an average 3.16% assessment increase is set out below. There is also a comparison of your 2018 and 2017 tax bills on Schedule 2 of your bill.

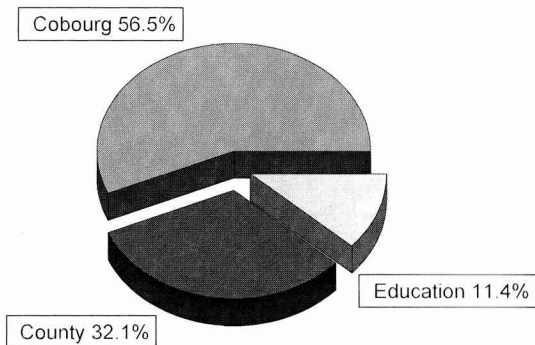
RESIDENTIAL TAX BILL

(based on a 3.16% Assessment Increase)

(ASSESSED VALUE)

	\$237,500	\$245,000
	2017	2018
Municipal	\$2,008	\$2,056
County	1,143	1,169
Education	<u>425</u>	<u>417</u>
TOTAL TAXES	\$3,576	\$3,642

RESIDENTIAL TAX DISTRIBUTION




Where do my Municipal Tax dollars go?

The Municipal portion of the median \$3,642 tax bill is \$2,056 or 56.5% of the bill. This represents a monthly charge of \$171.35.

Below are some of the services you receive for your tax dollars.

Service	\$/Year	\$/Month
Police	536	44.67
Engineering & Roads	293	24.42
Fire	264	22.00
Parks	203	16.92
Governance & Administration	194	16.17
Recreation	130	10.83
Victoria Hall/ Concert Hall	80	6.67
Library	72	6.00
Tourism/ Economic Development	53	4.42
Transit	51	4.25
Community Grants & Services	48	4.00
Planning/ Building Standards	43	3.58
Streetlights	41	3.42
Conservation Authority	18	1.50
Winter Maintenance	13	1.08
Animal Control	8	.67
Crossing Guards	6	.50
Waste Disposal	3	.25



Are you on the list to vote in the 2018 municipal and school board elections?

Visit voterlookup.ca to confirm, update or add your information.

All it takes is a few minutes.

HAVE YOUR SAY  **LOG ON TODAY**

